












## Specimen Transport Pictorial

Collection Media / Swab	Name of Media	Acceptable Testing	Special Instructions
	<p style="text-align: center;">A.C.T. 1</p>	<p style="text-align: center;">Tissue (&lt;5mm) for aerobic &amp; anaerobe culture (AERS, ANAE)</p>	<p style="text-align: center;">Gently place tissue on top of media. Do not submerge tissue into media.</p>
	<p style="text-align: center;"><b>Aptima</b> Unisex swab collection kit (white labeled tube) Female cervical; Male urethral</p>	<p style="text-align: center;">Chlamydia-Nucleic acid method (CH-NAM) GC - Nucleic acid method (GC-NAM) Trichomonas-Nucleic acid method (TRICNAM)</p>	<p style="text-align: center;">Collection instruction on kit or on-line reference manual.</p>
	<p style="text-align: center;"><b>Aptima</b> Urine specimen collection kit (yellow labeled tube)</p>	<p style="text-align: center;">Chlamydia-Nucleic acid method (CH-NAM) GC - Nucleic acid method (GC-NAM) Trichomonas-Nucleic acid method (TRICNAM)</p>	<p style="text-align: center;">Collection instruction on kit or on-line reference manual.  20-30 ml of first catch urine.</p>
	<p style="text-align: center;"><b>Aptima</b> Multitest swab collection kit (orange labeled tube) Vaginal (CH/GC/TRIC) Rectal, Throat (CH/GC only)</p>	<p style="text-align: center;">Chlamydia-nucleic acid method (CH-NAM) GC - Nucleic acid method (GC-NAM) Trichomonas-Nucleic acid method (TRICNAM)</p>	<p style="text-align: center;">Collection instruction on provided insert or on-line reference manual.</p>
	<p style="text-align: center;">BD MAX UVE Collection Kit (VAGNAT test only) (cannot be used for CH-NAM or GC-NAM)</p>	<p style="text-align: center;">Acute Vaginitis by PCR Bacterial vaginosis (VAGNAT)</p>	<p style="text-align: center;">Collection instructions on kit packaging.</p>




## Specimen Transport Pictorial

	<p>Eswab Purple Cap / Clear Liquid</p>	<p>Rapid Strep PCR (GASNAT)</p>	<p>ESwab: collect one throat swab for rapid nucleic acid PCR test</p>
	<p>Eswab White Cap / Clear Liquid</p>	<p>Aerobic/Anaerobic Culture (AERS, ANAE) Fungal Culture (cannot be combined with aerobic) (FUNG) Group B Strep Only Culture (GBS) Genital Tract Female Culture (AERS) Gram Stain, if appropriate MRSA, MSSA Culture (STAUSCR)-nasal MRSA culture only (MRSA)-nasal</p>	<p>ESwab: collect one swab for Gram stain, aerobic and anaerobic cultures, and an additional swab for each additional culture type or stain (e.g. fungus or mycobacteria).</p> <ol style="list-style-type: none"> <li>1. Liquid in the bottom of tube must be present. If spilled, discard &amp; obtain new vial.</li> <li>2. Only use swab provided with collection kit.</li> <li>3. One ESwab kit may be used for aerobe, anaerobe, and Gram stain requests.</li> <li>4. For fungus culture, submit separate ESwab.</li> <li>5. Do Not place tissue, bone, or fluid into ESwab transport system.</li> </ol>
	<p>Eswab (mini) Green Cap / Clear liquid (Pediatrics, eyes, ears, etc.)</p>	<p>Aerobic/Anaerobic Culture Fungal Culture (cannot be combined with aerobic) Genital tract male culture (AERS) Group B strep only culture (GBS) Gram stain, if appropriate MRSA, MSSA Culture (STAUSCR)-nasal MRSA culture only (MRSA)-nasal</p>	<p>ESwab: collect one swab for Gram stain, aerobic and anaerobic cultures, and an additional swab for each additional culture type or stain (e.g. fungus or mycobacteria).</p> <ol style="list-style-type: none"> <li>1. Liquid in the bottom of tube must be present. If spilled, discard &amp; obtain new vial.</li> <li>2. Only use swab provided with collection kit.</li> <li>3. One ESwab kit may be used for aerobe, anaerobe, and Gram stain requests.</li> <li>4. For fungus culture, submit separate ESwab.</li> <li>5. Do Not place tissue, bone, or fluid into ESwab transport system.</li> </ol>


## Specimen Transport Pictorial

	<p>Full Term Fetal Fibronectin Specimen Collection Kit</p>	<p>Fetal Fibronectin (FFN)</p>	<p>Collection instructions on kit packaging. Specimens collected in anything other than the FFN kit are unacceptable.</p>
	<p>Copan Transystem Dual Swab Must be used for MRSA PCR</p>	<p>MRSA PCR (MRSAD)</p>	<p>Place both swabs into the tube for transport.</p>
	<p>Liquid Dental Transport</p>	<p>Fluids &amp; Aspirates - for anaerobe culture (ANAE)</p>	<p>Cleanse rubber stopper. Inject fluid or aspirate, but do not inject air.  Room temperature</p>
	<p>Para Pak (C&amp;S) Cary Blair</p>	<p>Fecal Bacterial Pathogens by PCR (SSCSNAT)  OVA + Parasite, Giardia + Crypto (OPRCG, OPRC, OPRG)</p>	<p>Refrigerate</p>
	<p>Total-Fix Vial</p>	<p>Ova &amp; Parasites Special (OPS) Complete</p>	<p>Room temperature</p>

## Specimen Transport Pictorial

	<p>Sterile Sage Cup</p>	<p>Urine Culture (URNS, URN)</p> <p>Tissue Specimens (&gt;5mm) submitted for aerobe, anaerobe, fungus &amp; AFB</p> <p>Feces for Stool for WBC (STWBC)</p> <p>C. difficile toxin (CDNAT)</p>	<ol style="list-style-type: none"> <li>1. Urine - Refrigerate immediately</li> <li>2. Tissue - Hydrate w/1-2 drops sterile saline; then maintain at room temp.</li> <li>3. Feces - Refrigerate</li> </ol>
	<p>Viral Transport Media <b>UTM</b> <b>Respiratory Samples Only</b> <b>(Red Cap / Pink Liquid)</b> Contains NP swab</p>	<p>Bordetella Pertussis PCR (BORDPCR)</p> <p>Respiratory Panel by PCR (hospital patients only) (FARP)</p> <p>Influenza (A &amp; B) (ABNAT, ABRNAT) RSV (RSVPCR), COVID (COV19)</p>	<p>Refrigerate</p>
	<p>Viral Transport Media <b>M4RT</b> <b>Non-Respiratory Samples</b> <b>(Red Cap / Pink Liquid)</b> Contains standard swab</p>	<p>Herpes Simplex (HS12PCR) and Varicella Zoster (VZVPCR)</p> <p>Ureaplasma PCR (URRP)</p> <p>Mycoplasma PCR (MHRP, MGRP)</p> <p>Chlamydia species Culture (MISC send out, comment FCTRC)</p>	<p>Refrigerate</p>

## Specimen Transport Pictorial

	<p>BactiAlert FAN-Plus Blood Culture Set</p>	<p>Blood Culture (BLD)</p>	<p>Room temperature</p>
---	--	----------------------------	-------------------------